

vtech[®]
Baby

User's Manual

Soft Songs Radio[™]



© 2006 VTech

Printed in China

91-68300-000-006 (美)

Dear Parent:

Ever notice the look on your baby's face when they learn something new through their own discovery? These self-accomplished moments are a parent's greatest reward. To help fulfill them, **VTech**[®] created the **Infant Learning** series of toys.

These unique interactive learning toys directly respond to what children do naturally – play! Using innovative technology, these toys react to baby's interactions, making each play experience fun and unique as they learn age-appropriate concepts like first words, numbers, shapes, colors and music. More importantly, **VTech**[®]'s **Infant Learning** toys develop baby's mental and physical abilities by inspiring, engaging and teaching.

At **VTech**[®], we know that a child has the ability to do great things. That's why all of our electronic learning products are uniquely designed to develop a child's mind and allow them to learn to the best of their ability. We thank you for trusting **VTech**[®] with the important job of helping your child learn and grow!

Sincerely,

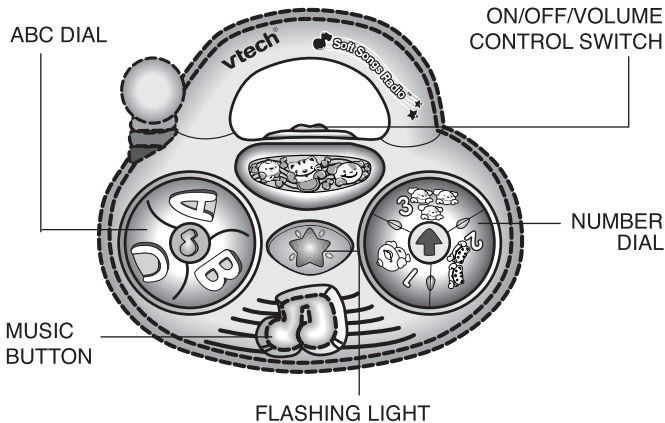
Your Friends at **VTech**[®]

To learn more about **Infant Learning** and other **VTech**[®] toys, visit www.vtechkids.com

INTRODUCTION

Thank you for purchasing the **VTech® Soft Songs Radio™** learning toy!

The **VTech® Soft Songs Radio™** tunes little ones in to early learning fun! Twist the dials and press the music button to learn abc, 123, animal sounds and first words. Mixture of soft plush and hard plastic gives little ones the opportunity to explore new textures. Spinning wheels and music button help to develop manipulative skills, rewarding little ones with a flashing light, fun phrases and melodies. Get creative by jamming animal sounds into the music or shake by the easy-grip handle to rattle along with the abc beads!



INCLUDED IN THIS PACKAGE

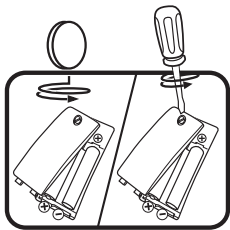
- One VTech® Soft Songs Radio™ learning toy!
- One instruction manual

WARNING: All packing materials, such as tape, plastic sheets, wire ties and tags are not part of this toy, and should be discarded for your child's safety.

GETTING STARTED

BATTERY INSTALLATION

1. Make sure the unit is turned **OFF**.
2. Locate the battery cover on the back of the unit. Use a coin or a screwdriver to loosen the screw.
3. Install 2 new 'AA' (UM-3/LR6) batteries following the diagram inside the battery box. (The use of new alkaline batteries is recommended for maximum performance.)
4. Replace the battery cover and tighten the screw to secure.



BATTERY NOTICE




- Install batteries correctly observing the polarity (+, -) signs to avoid leakage.
- Do not mix old and new batteries.
- Do not mix batteries of different types: alkaline, standard (carbon-zinc) or rechargeable (nickel-cadmium).

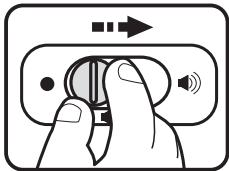
- Remove the batteries from the equipment when the unit will not be used for an extended period of time
- Always remove exhausted batteries from the equipment.
- Do not dispose of batteries in fire.
- Do not attempt to recharge ordinary batteries.
- The supply terminals are not to be short-circuited.
- Only batteries of the same and equivalent type as recommended are to be used.

WE DO NOT RECOMMEND THE USE OF RECHARGEABLE BATTERIES.

PRODUCT FEATURES

1. ON/OFF/VOLUME CONTROL SWITCH

To turn the unit **ON**, slide the **ON/OFF/VOLUME CONTROL SWITCH** to the **LOW VOLUME** () or **HIGH VOLUME** () position. To turn the unit **OFF**, slide the **ON/OFF/VOLUME CONTROL SWITCH** to the **OFF** () position.

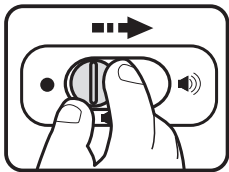


2. AUTOMATIC SHUT-OFF


To preserve battery life, the **VTech® Soft Songs Radio™** will automatically power-down after approximately 30 seconds without input. The unit can be turned on again by pressing any button or turning the dials.

ACTIVITIES


1. Slide the **on/off/volume control switch** to turn the unit on. You will hear a song and fun phrase. The light will flash with the sounds.



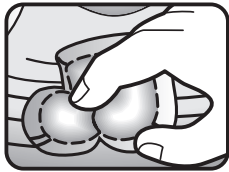
2. Turn the **ABC dial** to hear abc's, fun sound effects or a melody. The light will flash with the sounds.



3. Turn the **number dial** to hear numbers or the corresponding number of animal sound effects. The light will flash with the sounds. Turn the number dial while a melody is playing to hear the animal sound effects jam into the melody!



4. Press the **music button** to hear a song, fun phrases and a variety of melodies. The light will flash with the sounds.



5. If there is no input to the unit after approximately ten seconds, you will hear a song. After another ten seconds if there is still no input, you will hear “let’s groove!” If there continues to be no input to the unit, you will hear another phrase, then the unit will automatically power-down.

MELODY LIST:

1. Alphabet Song
2. B-I-N-G-O
3. Teddy Bears’ Picnic
4. This Old Man
5. 1-2-3-4-5
6. Yellow Rose of Texas
7. Polly Wolly Doodle
8. Skip To My Lou

SUNG SONG LYRICS (to the tune of Farmer in the Dell)

We like to move our feet.
We tap them to the beat.
Clap, tap and dance around,
When you feel the beat.

CARE & MAINTENANCE

1. Keep the unit clean by wiping it with a slightly damp cloth.
2. Keep the unit out of direct sunlight and away from any direct heat source.
3. Remove the batteries when the unit is not in use for an extended period of time.
4. Do not drop the unit on hard surfaces and do not expose the unit to moisture or water.

TROUBLESHOOTING

If for some reason the program/activity stops working or malfunctions, please follow these steps:

1. Please turn the unit off.
2. Interrupt the power supply by removing the batteries.
3. Let the unit stand for a few minutes, then replace the batteries.
4. Turn the unit on. The unit should now be ready to play again.

If the problem persists, please call our Consumer Services Department at 1-800-521-2010 in the U.S. or 1-877-352-8697 in Canada, and a service representative will be happy to help you.

For information on this product warranty, please call **VTech**[®] at 1-800-521-2010 in the U.S. or 1-877-352-8697 in Canada.

IMPORTANT NOTE:

Creating and developing **Infant Learning** products is accompanied by a responsibility that we at **VTech®** take very seriously. We make every effort to ensure the accuracy of the information, which forms the value of our products. However, errors sometimes can occur. It is important for you to know that we stand behind our products and encourage you to call our Consumer Services Department at 1-800-521-2010 in the U.S. or 1-877-352-8697 in Canada, with any problems and/or suggestions that you might have. A service representative will be happy to help you.

FCC Notice:

This equipment has been tested and found to comply with the limits for a Class B digital device, pursuant to Part 15 of the FCC Rules. These limits are designed to provide reasonable protection against harmful interference in a residential installation. This equipment generates, uses and can radiate radio frequency energy and, if not installed and used in accordance with the instructions, may cause harmful interference to radio communications. However, there is no guarantee that interference will not occur in a particular installation. If this equipment does cause harmful interference to radio or television reception, which can be determined by turning the equipment off and on, the user is encouraged to try to correct the interference by one or more of the following measures:

- Reorient or relocate the receiving antenna
- Increase the separation between the equipment and receiver
- Connect the equipment into an outlet on a circuit different from that to which the receiver is connected
- Consult the dealer or an experienced radio/TV technician for help

Caution : Changes or modifications not expressly approved by the party responsible for compliance could void the user's authority to operate the equipment.

THIS DEVICE COMPLIES WITH PART 15 OF THE FCC RULES. OPERATION IS SUBJECT TO THE FOLLOWING TWO CONDITIONS: (1) THIS DEVICE MAY NOT CAUSE HARMFUL INTERFERENCE, AND (2) THIS DEVICE MUST ACCEPT ANY INTERFERENCE RECEIVED, INCLUDING INTERFERENCE THAT MAY CAUSE UNDESIRE OPERATION.

THIS CLASS B DIGITAL APPARATUS COMPLIES WITH CANADIAN ICES-003.

CET APPAREIL NUMÉRIQUE DE LA CLASSE B EST CONFORME À LA NORME NMB-003 DU CANADA.